



INSET8

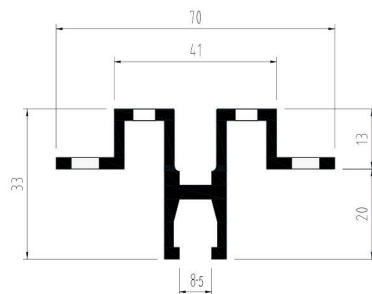
Display Systems



about inset 8

Inset 8 is a vertical slotted system of natural anodised aluminium upright

Uprights can also be used on centre floor units and as wall fixed posts if required



code: 8001BS

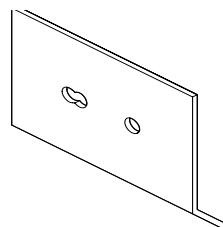
inset 8 upright - anodised natural - black slots

code: 8001AN

inset 8 upright - anodised natural

standard centre distance: 595mm

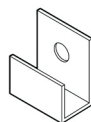
Inset wall fixing bracket



code: 8003SS

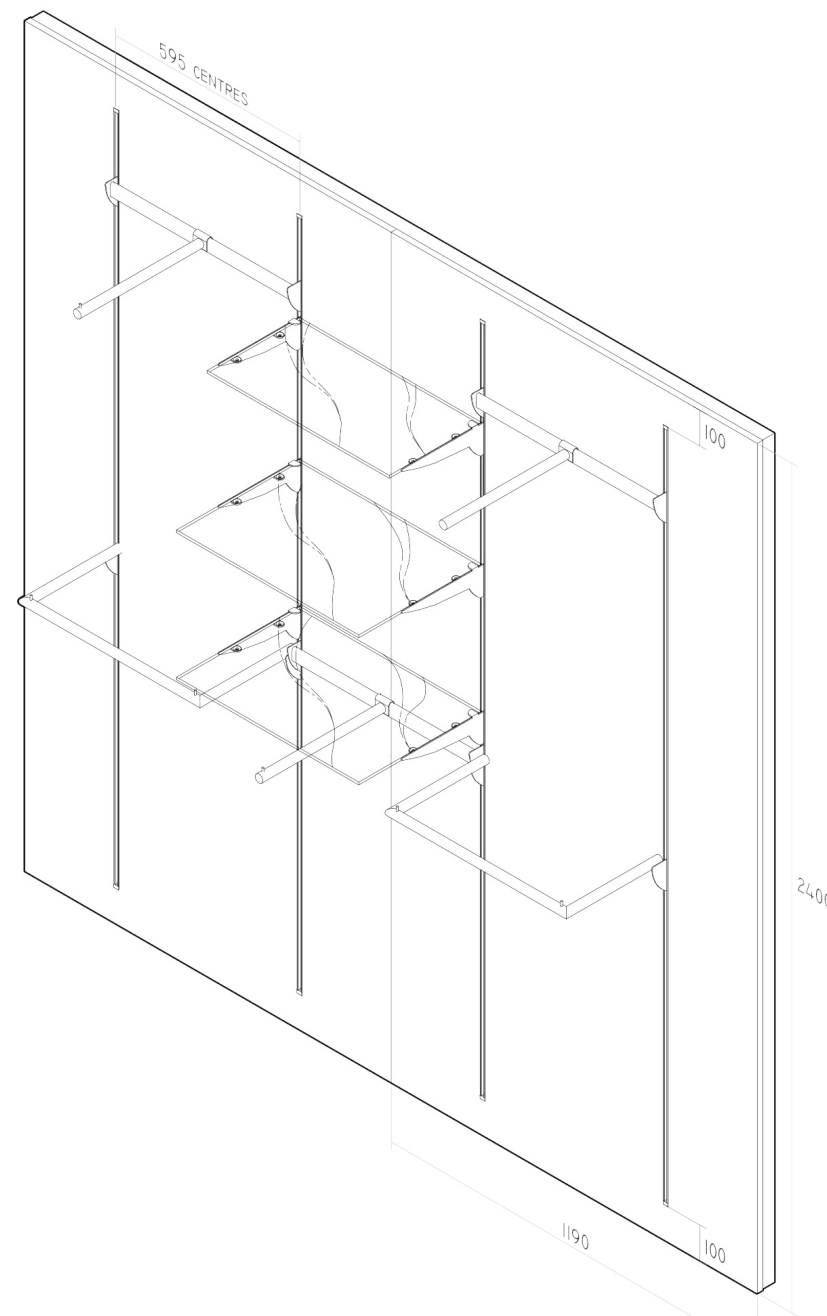
pressed stainless steel bracket fixed to back of upright (3 per upright)

cover cap



code: 8001SS

pressed stainless steel cover cap (top & bottom)



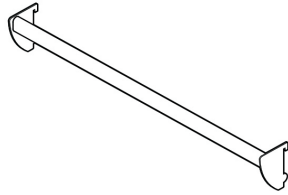
stock items marked



all dimensions in mm

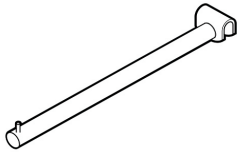
all sizes nominal

display rail



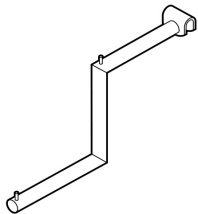
code: 2081SC
finish: satin chrome
code: 2081MC
finish: mirror chrome
length: 596

straight arm



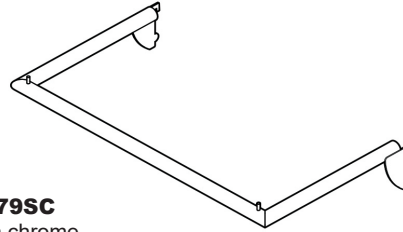
code: 2080SC
finish: satin chrome
code: 2080MC
finish: mirror chrome
length: 400

stepped arm



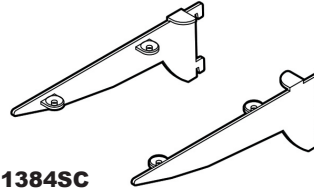
code: 2082SC
finish: satin chrome
code: 2082MC
finish: mirror chrome
length: 400

universal frame



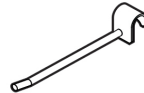
code: 2079SC
finish: satin chrome
code: 2079MC
finish: mirror chrome
universal frame 320 x 596

glass shelf bracket set



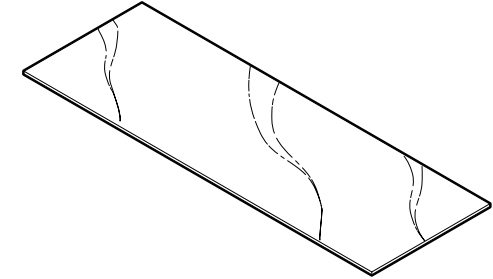
code: 1384SC
finish: satin chrome
code: 1384MC
finish: mirror chrome
length 300
use with 8.4mm laminated glass

display hook



code: 2074SC
finish: satin chrome
code: 2074MC
finish: mirror chrome
hook x 150
code: 2075SC
finish: satin chrome
code: 2075MC
finish: mirror chrome
hook x 250

glass shelf



code: 1391GC
clear laminated glass shelf 588 x 300 x 8.4
code: 1391GO
opal laminated glass shelf 588 x 300 x 8.4
code: 1392GC
clear laminated glass shelf 588 x 400 x 8.4
code: 1392GO
opal laminated glass shelf 588 x 400 x 8.4

